G-BOND™ Universal

Universal Adhesive

An adhesive that works the way you work

Since 1921
100 years of Quality in Dental

The future of bonding starts here

Subgingival restorations are one of the most technique sensitive procedures in dentistry. Class II restorations alone constitute 45% of direct restorations[1]. At the gingival margin - particularly when it extends onto dentin or cementum - bleeding, crevicular fluid, or saliva can further complicate isolation.

These variables can make consistent adhesive application and solvent evaporation more dependent on technique. When ideal air-blowing is difficult to achieve, clinicians need an adhesive that accommodates the clinical situation without adding complexity.

G-BOND™ Universal represents the next evolution in adhesive technology, combining water-free AAA Technology with simplified application to reduce technique sensitivity and help clinicians achieve predictable outcomes across a wide range of restorative procedures.

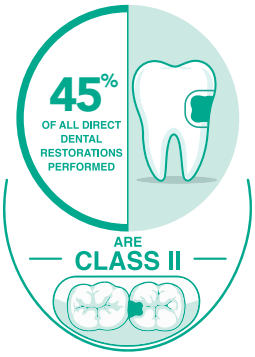

Less technique sensitivity – predictable results

For decades, bonding agents have relied on water and solvents that aid demineralization and monomer penetration. However, these components can remain in the adhesive layer after application and typically require thorough air-blowing for removal. Residual water or solvent may compromise adhesion and long-term durability.

GC's AAA Technology

G-BOND™ Universal takes a different approach. Its water-free AAA Technology enhances wetting and adhesion to the tooth structure while delivering reliable bond strength across air-blow protocols, providing greater flexibility, especially in challenging restorative procedures.

Minimal-solvent design

Formulated with only the solvent needed for optimal wetting, helping simplify application and reduce technique sensitivity during bonding.

Deep Class II
Subgingival margins and difficult isolation.

Bleeding Gums
Reduce risk of disrupting hemostasis.

Pediatric/geriatric Patients
Fewer steps and timesaving.

Hypersensitive Teeth
Avoid discomfort from air.

Anhydrous
Composition
Eliminates water from the formulation and the need to evaporate added water from the adhesive layer, preventing bonding interference.

Adhesive
Monomers
Provides chemical interaction with the substrate and significantly contributes to the mechanical strength of the entire adhesive layer.

Amphiphilic
Amide Monomer
Supports optimal wettability and deep penetration into the tooth substrate for a stable interface.

3 in 1 solution - adhesive, primer and infiltrant

G-BOND™ Universal combines the functions of three traditionally separate products in one versatile solution:

1. Tooth adhesive | **2.** Restorative primer | **3.** Resin infiltrant

Multiple functions - one solution

From direct restorations to indirect cementation and white spot lesions, G-BOND™ Universal brings multiple functions into one streamlined solution. 10-MDP supports bonding to tooth structure, zirconia, and base metals, while the integrated silane coupling agent supports bonding to glass ceramics and composite resin - helping reduce the need for separate primers across procedures. It simplifies your workflow, saves time and reduces inventory cost.

Composite Resin Filling

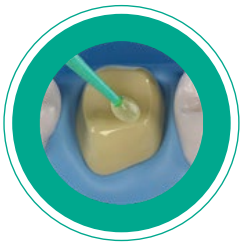

Immediate Dentin Sealing

Desensitizing

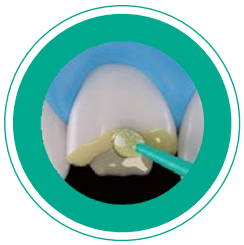

Intraoral Repair

Pre-treatment for Cementation

Resin Infiltration

The trusted chemistry you expect from GC

10-MDP	For tooth demineralization and bonding to tooth structure, metal, and zirconia
High strength dimethacrylate monomer	Reinforces bonding layer
Amphiphilic amide monomer	Enhances penetration into tooth structure
Silane coupling agent	For bonding to glass ceramics and composites



Consistent bond strength across air-blowing conditions

Bond strength to dentin

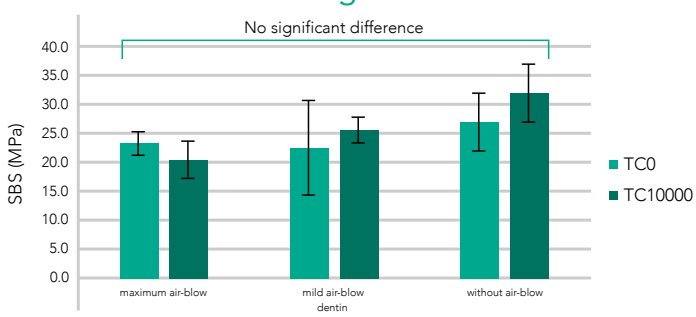

Data on file.

Low film thickness - even without air blow



Even with no air blow, G-BOND™ Universal exhibits low film thickness well below the threshold for cement gap 50 micron, ensuring proper fitting of indirect restorations[2]. It confirms that air blow is optional for G-BOND™ Universal.

Make every drop count

GC's award-winning bottle design and exclusive controlled dispensing technology allows 50% more drops per bottle than the leading competitor, lowering the cost per restoration.

- Controlled dispensing - helps deliver the desired amount while minimizing unnecessary material waste
- Ergonomic flip-top design - supports convenient one-handed operation
- Secure click closure - helps limit solvent evaporation during storage
- Nearly colorless, transparent adhesive - supports esthetic restorative procedures
- Up to 7 minutes of working time after dispensing - provides flexibility for multi-step and complex procedures

Controlled dispensing minimizes waste



Esthetic restorations with virtually no yellowing

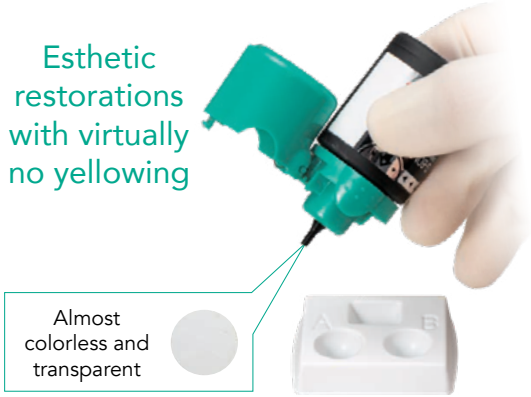

Ergonomic design for easy use

Drive revenue with white spot lesion treatment

G-BOND™ Universal extends beyond conventional bonding as a resin infiltrant for non-cavitated and non-carious white spot lesions. Its low-viscosity resin penetrates porous, demineralized enamel by capillary action, helping seal diffusion pathways while preserving healthy tooth structure. Infiltration may also improve lesion appearance by reducing the light scattering responsible for the characteristic white opacity.

Before

After

G-BOND™ Universal supports extended clinical indications, including **immediate dental sealing (IDS) and resin infiltration techniques (RIT).**

*Clinical case by Dr. Nakato Takagi. Monzennakacho Takagi Dental Clinic.

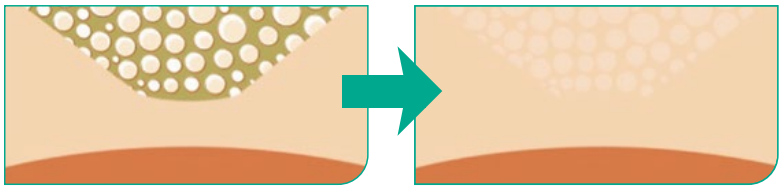

Before After

The amphiphilic amide monomer promotes effective penetration into demineralized enamel, contributing to **effective infiltration and esthetic masking performance in white spot lesion (WSL) treatment.**

Clinical success

Direct Restorative - Courtesy of Dr. Nader Yermian

Cervical lingual caries in tooth #25.

Conservative class V preparation after caries removal.

G-BOND™ Universal was evenly applied with microbrush.

Air blow step was skipped to avoid contamination.

Bond was light-cured for 10 sec.

Restored with G-ænial™ Universal Injectable (A2).

Indirect Restorative - Courtesy of Dr. Nader Yermian

Fracture restoration on tooth #19.

Immediate dentin sealing with G-BOND™ Universal.

G-ænial™ Univesal Injectable (AO1) placed to define the preparation.

The restoration was printed using SprintRay Midas™†.


After air abrasion, G-BOND™ Universal was applied on the intaglio surface.

G-CEM ONE™ (A2) was extruded into the preparation after reconditioning the tooth.

Restoration was seated and excess cement was removed followed by light cure.

Final restoration after finishing and polishing.

Resin Infiltration Technique - Courtesy of Dr. Nakato Takagi

Rubber dam isolation.

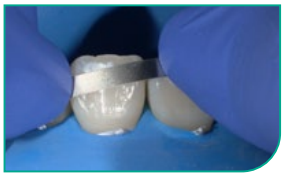
Metal strip polishing.

Phosphoric acid etching.

Ethanol cleaning.

Application of G-BOND™ Universal.

Light curing.

Reapplication of G-BOND™ Universal.


Light curing.

Polishing.

Immediately after treatment.

Ordering information

10042010 **G-BOND™ Universal Kit**
Contains: One 5mL bottle, 20 disposable dispensing dishes and 50 disposable applicator tips.

10042012 **G-BOND™ Universal Value 3-Pack**
Contains: Three 5mL refill bottles.

10042011 **G-BOND™ Universal Unit-Dose Package**
Contains: 50 unit-doses and 50 disposable applicator tips.

10042014 **G-BOND™ Universal Bottle Refill**
Contains: One 5mL bottle.

Related products

G-ænial™ Universal Injectable
Universal Injectable Composite

G-ænial™ BULK Injectable
Bulk-Fill Injectable Composite

G-ænial™ A'CHORD
Universal Composite

G-CEM ONE™
Self-Adhesive Resin Cement

[1]American Dental Association Health Policy Institute. The U.S. Dentist Workforce: 2025 Update. 2025.
[2]International Organization for Standardization. (2019). Dentistry — Polymer-based restorative materials (ISO Standard No. 4049:2019). †Not a registered trademark of GC America Inc.