

Chamber Brite

No Mess, No Hassle, No Measuring

**NOW
COME IN
TABLETS**

CLEAN & SHINE Your Autoclave Chamber

Chamber Brite Cleaning Tablets – The easiest way to keep your autoclaves clean and free of hard water deposits.


Designed specifically for steam sterilizers, Chamber Brite effectively cleans and descales the reservoir, chamber and tubing in minutes.

- Simple to use premeasured tablets
- Replaces messy liquid detergents
- Increases sterilization efficiency
- Extends autoclave lifecycle
- Odor free and easy to store



Tuttnauer
Innovation · Legacy · Partnership

GET THE MOST OUT OF YOUR CHAMBER BRITE CLEANING TABLETS IN A FEW SIMPLE STEPS:



1. Place one cleaning tablet at back of cold autoclave chamber and shut door.




2. Choose sterilization cycle with water but without drying cycle and press start.




3. At the end of sterilization cycle, drain solution from reservoir and discard.

4. Fill reservoir with water and repeat steps 2 and 3 (without cleaning tablet).



5. Wipe inside of chamber with damp cloth or sponge.



6. Fill reservoir with distilled water. Autoclave is now ready for use.

* For additional instructions, please follow directions on the Chamber Brite box.

For best results, clean autoclave with Chamber Brite every 20 cycles or once a week. It is essential to follow all equipment manufacturers' cleaning and maintenance directions.

Note: Chamber Brite should NOT be used with the Elara 11 or any other pre/post vacuum autoclaves.

CLEAN AND SHINE YOUR AUTOCLAVE CHAMBER



Fully automatic series



Fully automatic sterilizer



Manual M series



ValueKlave 1730



Learn from our experts.
Visit our blog: tuttnauer.com/blog



Tuttnauer USA Co. Ltd.
25 Power Drive, Hauppauge, NY 11788
Tel: +800 624 5836, +631 737 4850, Fax: +631 737 0720
E-mail: info@tuttnauerUSA.com, www.tuttnauerUSA.com

