NEW! From **Tissue Innovations**

Allograft
in a **syringe**



Available April 1, 2026

Simplifying Dental Grafting

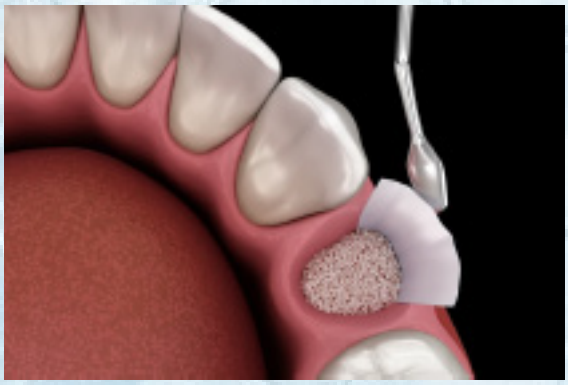

Features & Benefits

- 250-1000um grind size
- Available in .5cc-1cc-2.0cc
- Hydrophilic filter
- Thumb holder for easy plunger control
- Demineralized and Mineralized options
- Curved stem for easy insertion and site attainment
- Other sizes and types available upon request.

A new, easy to use, particulate in a syringe!

Premium Veragraft™ Bone Allograft Blend in a ready to use Curved Syringe.
The new Allograft Syringe brings together the trusted performance of Veragraft allografts with the convenience of a pre-filled, ergonomically curved syringe. Designed for the efficient graft placement and predictable clinical outcomes.

Dual Action Graft Performance

What's Inside a Premium Veragraft Allograft Syringe?
Veragraft™ Bone Particulate provides a natural scaffold for bone regeneration, supporting attachment and proliferation of osteogenic precursor cells.

Mineralized Cortical Cancellous particulate-> Create an osteoconductive scaffold that maintains space and remodels fully into native host bone

Demineralized particulates -> Add an osteoinductive boost, promoting early cellular activity and encouraging new bone formation. (In Demineralized codes)

Clinical Benefits

- Facilitates predictable bone regeneration
- Provides immediate structural integrity with cancellous porosity for early vascu-larization
- Offers an osteoconductive framework that remodels completely to the patient's own bone
- Reduces chair time with simplified delivery—no transferring, scooping, or loose graft handling

Simplifying Dental Grafting

Available in the following configurations:

MINERALIZED CORT/CAN	.5cc/1cc/2cc
MINERALIZED CORTICAL	.5cc/1cc/2cc
DEMIN CORT/CAN	.5cc/1cc/2cc
DEMIN/MIN CORT	.5cc/1cc/2cc

***all cortical cancellous & mineralized demineralized blends are 50/50**

Applications

- Ridge augmentation & preservation
- Extraction site grafting
- Sinus floor augmentation
- Peri-implants defects
- General site development prior to implant placement

Why Clinicians Choose Veragraft

Premium Allograft Quality

Sourced and processed under strict quality standards to deliver a con-sistently high-performing mineralized cortical cancellous blend

Ideal 50/50 Cortical – Cancellous Combination

A balanced graft that provides:

- **Cortical strength and space maintenance**
- **Cancellous porosity for rapid vascularization**

Together they form an osteoconductive scaffold optimized for ridge preservation site development, and implant success

Pre-filled Curved Syringe for Superior Access

Designed for precision placement in a challenging anatomical areas-posterior sites, tight spaces, and limited access entry points:

Filter Cap Protection

Built-in filtered cap maintains product integrity while offering a clean, convenient workflow.

Better Pricing, Same Top-Tier Performance

Premium graft quality at a cost that improves margins without compromising outcomes.

Quality and Support

All bone allografts are recovered, processed, and distributed in accordance with rigorous tissue bank quality standards designed to ensure safety, consistency, and performance.

Processing is conducted in controlled environments using vali–dated procedures that comply with FDA regulations for human cells, tissues and cellular tissue based products (21CFR Part 1271), AATB standards, and applicable state requirements. Each graft undergoes comprehensive donor screening and serological test-ing, meticulous cleaning and preparation, and defined steriliza-tion or disinfection steps to reduce bioburden while preserving the grafts biological and structural integrity. Complete traceability , quality control testing, and documentation are maintained throughout the process to support regulatory compliance and deliver reliable high quality bone allografts for clinical use.

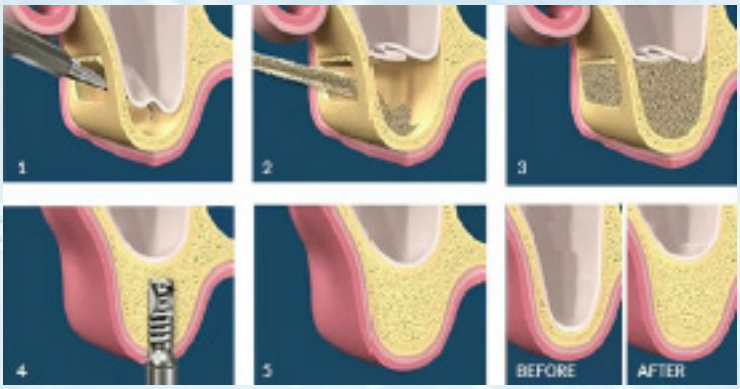

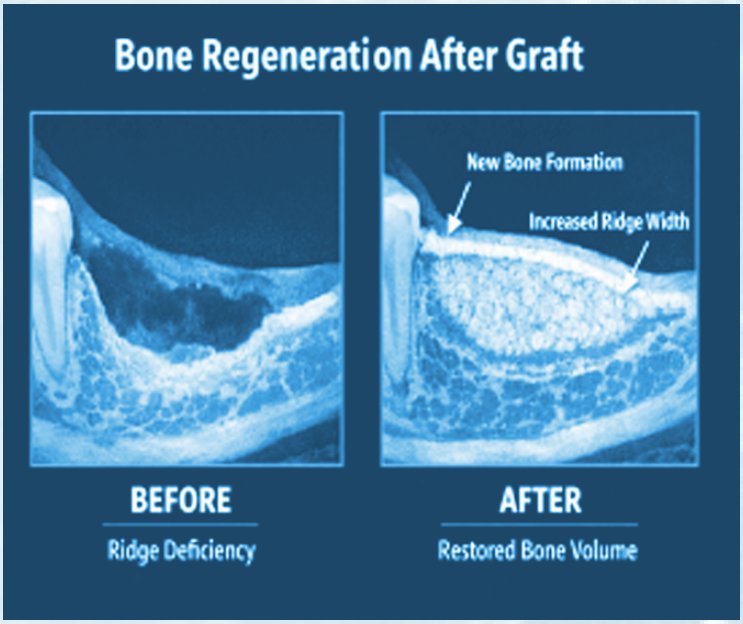

tissue INNOVATIONS

8420 Wolf Lake Drive
Suite 106
Bartlett TN 38133
www.tissueinnovations.com
info@tissueinnovations.com
TISSUE INNOVATIONS (an Xtent BioMedical Company)

Simplifying Dental Grafting